


Programme Assurance Report

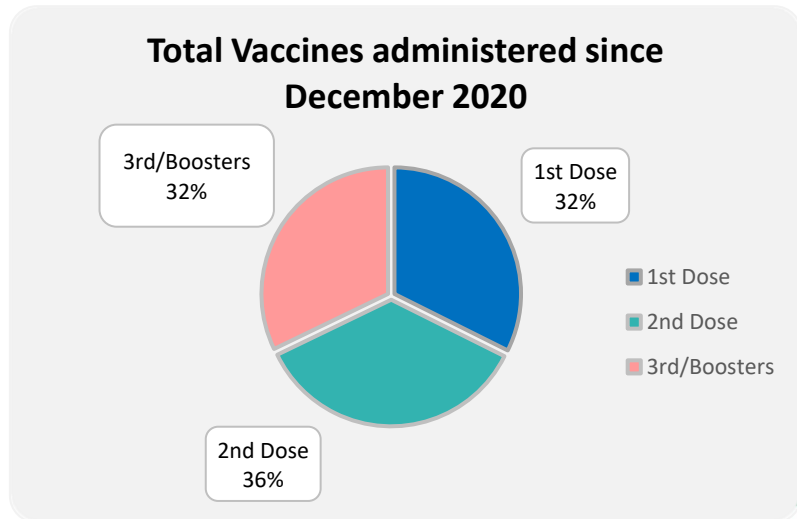
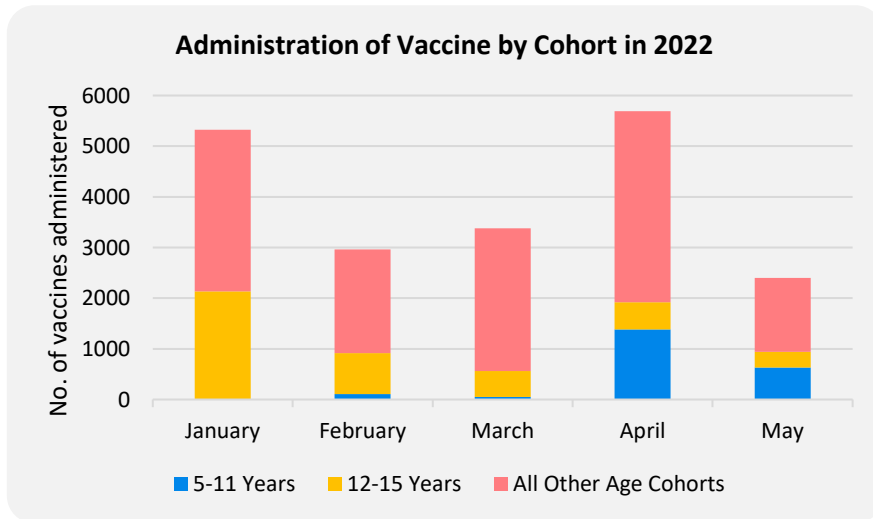
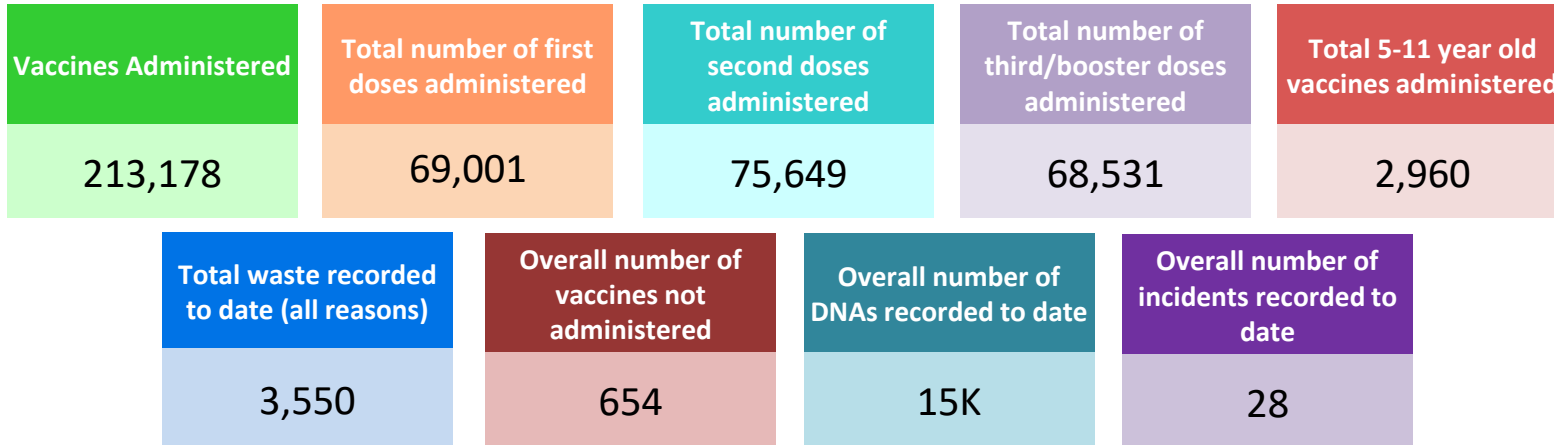
May 2022

COVID 19 Vaccination Programme Sherwood Forest Hospital Hub



Performance to date

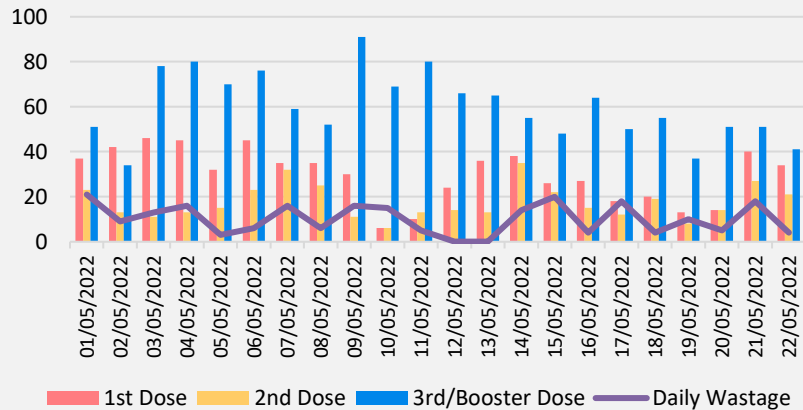
(8th December 2020 – 22nd May 2022)




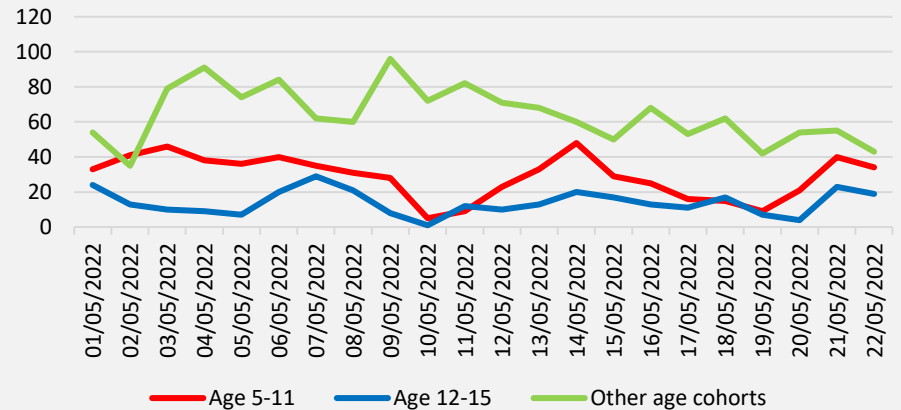
Monthly performance (May 2022)

Total Vaccines Administered to date	Vaccines Administered this month	Overall number of vaccines not given this month	DNAs recorded during this month	Total waste recorded this month
213,256	2,361	10	318	223

Daily Vaccinations by Dose - May 2022



Daily Vaccinations by Age Cohort - May 2022



Staff Vaccination Programme


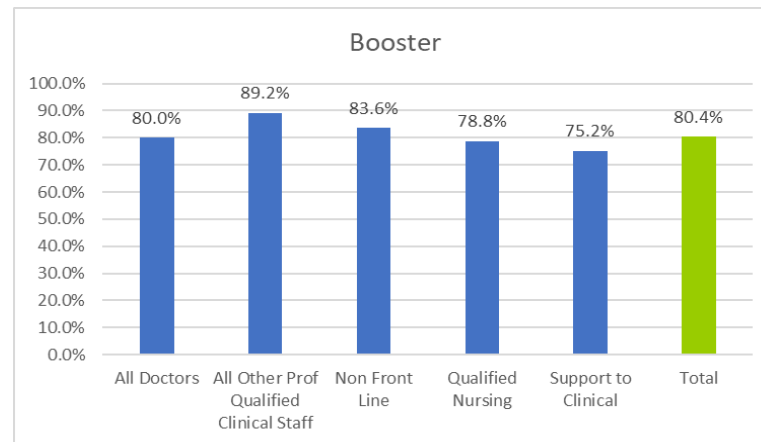
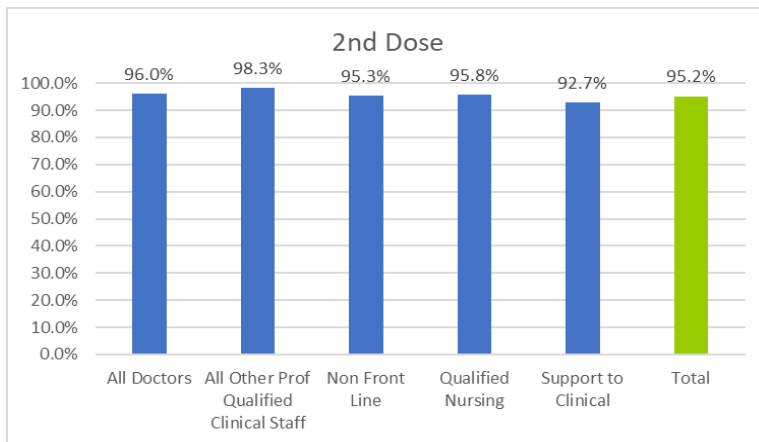


Sherwood Forest Hospitals
NHS Foundation Trust

COVID Vaccination – The charts below represent our vaccination levels, however these show a position as at February 2022. This gap in reporting is due to the national removal of the National Immunisation Reporting service (NIMs), that we used for all vaccination reporting. All Trusts were encouraged to record on and report on this system.

The removal was due to concerns around information governance and was a national decision. We have subsequently appealed and attempted to gain access, however this is still under review with no national decision taken as yet.

To mitigate against this we will be recording and reporting using the newly implemented OPAS Occupational Health system, we are now using within the Trust and are discussing how we upload our data into OPAS and then the mechanisms to keep this updated. We will be working on this during Q2 with an ambition to get recording during Q2.

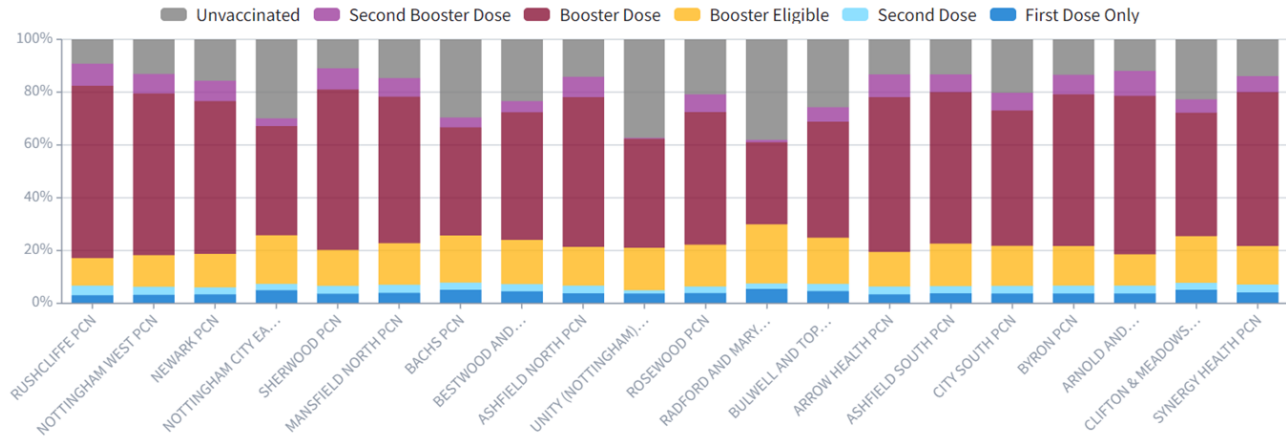


Programme Update - Evergreen Offer to over 12 years old



Sherwood Forest Hospitals
NHS Foundation Trust


Eligible population 977,082
First dose 794,364 (81.3%)
Second dose 754,669 (753,766)
Booster dose 583,649 (582,001)



	National	Regional	ICS	
First Dose (C1-9)	90.80%	91.40%	91.40%	Green
Second dose (C1-9)	88.80%	89.50%	89.40%	Amber
Booster dose (C1-9)	88.20%	88.15%	87.90%	Amber
Booster dose (All cohorts)	81.40%	80.60%	80.10%	Red
12-15 First dose	54.90%	54.70%	55.00%	Green
12-15 Second dose	34.60%	34.20%	35.40%	Green
16-17 First dose	66.20%	66.10%	65.50%	Amber
16-17 Second dose	49.50%	48.60%	48.20%	Red

Performance reasonably in line with national and regional performance, except for booster doses and second doses for 16-17 year olds

- Red – More than 1% below National average.
- Amber – Up to 1% below National average.
- Green – Equal or above National average.

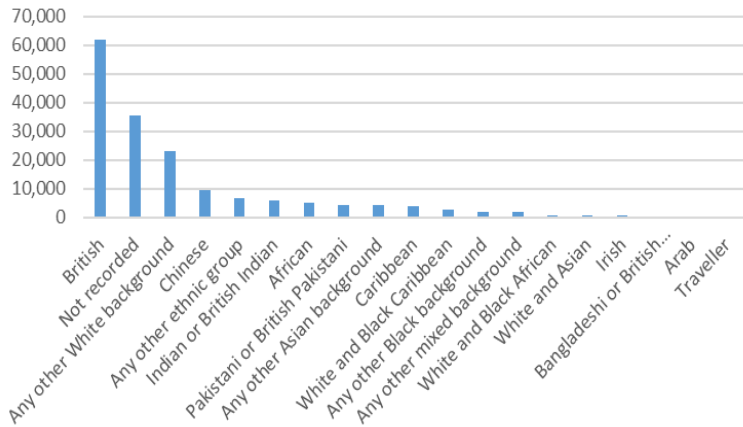


COVID Vaccination – May 2022 Overall Demographics Over 16

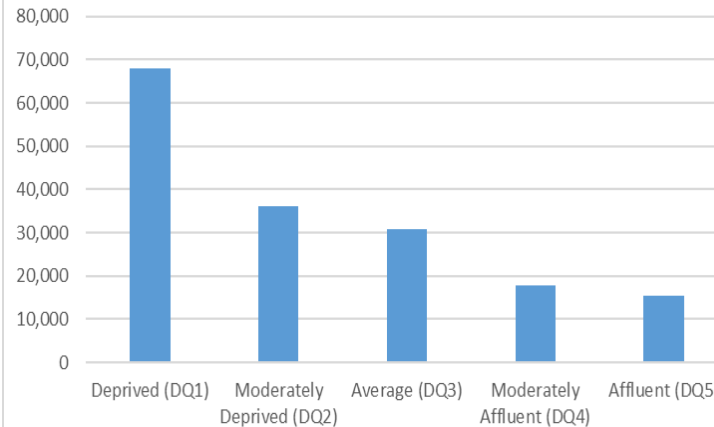


Sherwood Forest Hospitals
NHS Foundation Trust

Unvaccinated Ethnic Breakdown



Unvaccinated Deprivation Breakdown



Most unvaccinated population

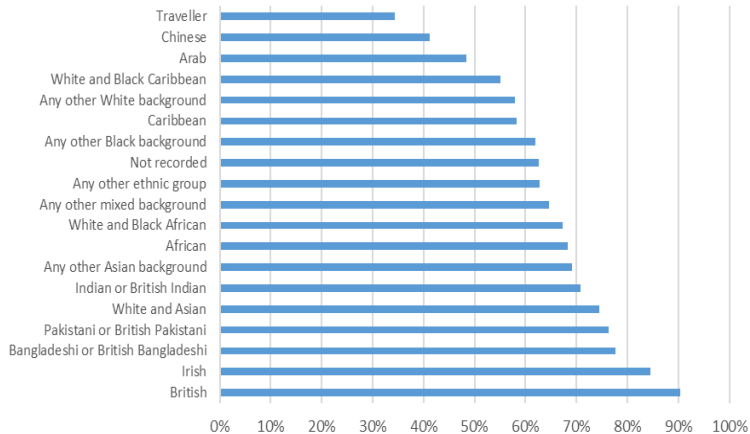
- White British
- Other White Background

Lower percentage uptake:

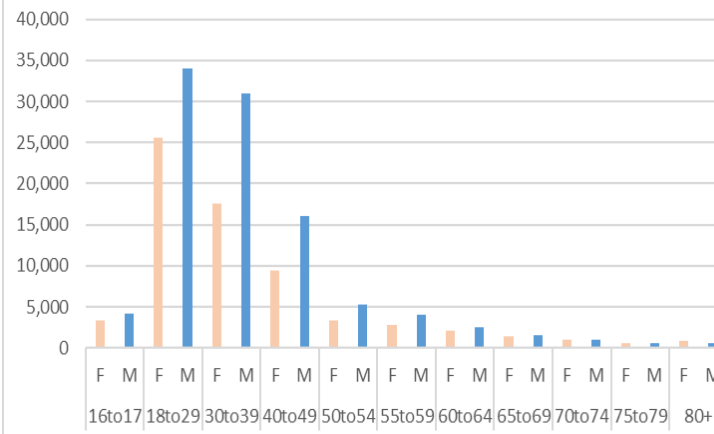
- Chinese
- Other White Background
- Black ethnic groups

Uptake lower in more deprived population

% uptake by Ethnicity




Unvaccinated Gender Breakdown



More men than women unvaccinated

Gender gap greatest in working age population



“Lets Talk Vaccination – Health on the move” – supporting accessibility for local citizens

The Covid-19 vaccination programme in Nottingham and Nottinghamshire are using different approaches to help make it as easy as possible for people to receive the Covid-19 vaccine to address inequalities; “Lets Talk Vaccination – health on the move”. A number of these initiatives include:

Vaccination Medivans – vaccination vans are being used in well-known locations around the city and county allowing the public to get vaccinated outside of our vaccination centres. Including businesses e.g Amazon. Schedules are published on the www.nhs.uk, www.nottscg.nhs.uk and social media platforms.

Vaccination Sanctuaries – a mobile clinic based setting led by clinicians to provide an opportunity to ask questions to an expert and find out more about the Covid-19 vaccine. No vaccinations taking place on site, the trained staff will be focused specifically on answering questions, providing information, and giving advice. There have been 57 Sanctuaries held between January and May 2022, 31 of these in the City and 26 in the County

5-11 Year olds Pop Up Clinics – Vaccination clinics taking place in sites across the County and City currently covering Clifton and Arnold, extending to Broxtowe, St Ann’s and Burrows Court.

Making Every Contact Count (MECC) – Vaccination programme working closely with City Council exploring twice weekly Health & Wellbeing Workers Clinics supporting local industry and businesses.

