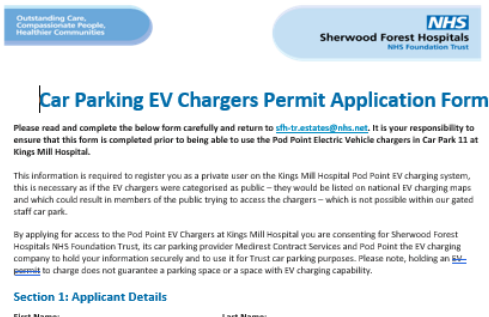


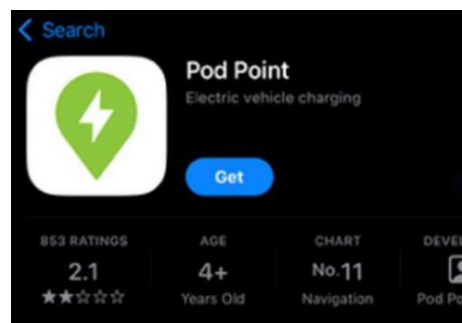
# Car Parking EV Chargers - User Guide

This user guide is for personal electric vehicle charging use only.

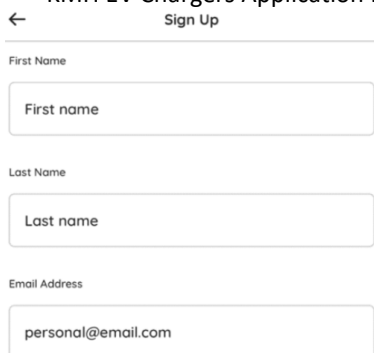
**1. Complete the EV Chargers Permit Application Form for access to KMH EV Charging Infrastructure.**




**2. Download the Pod Point App to your personal mobile device.**



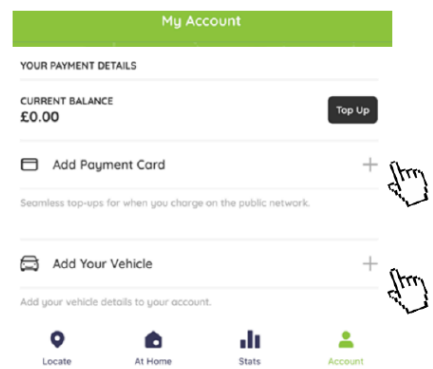
**3. Sign up using your personal email address** (please note this should be the same email address listed on your KMH EV Chargers Application form).



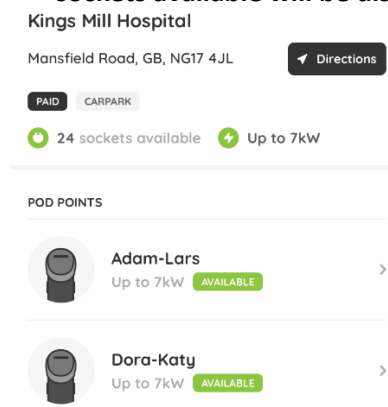
**4. Verify email details using the link sent from Pod Point to your personal email address.**



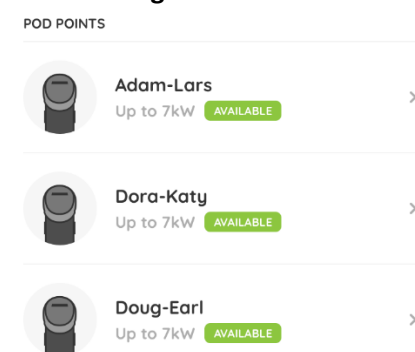
**5. Select 'Account' to add a payment card as well as your personal vehicle details to your Pod Point account.**



**6. Select a KMH charge point. The number of sockets available will be displayed.**



**7. Check the name of your charge unit and click into this charger.**



**8. Click confirm charge on the correct port to begin charging your vehicle.**

